

Patient: John Doe
Doctor:
Start date: 08-Oct-07

ID: 123456
Interval (Sec): 1
Start time: 2:33:10 AM

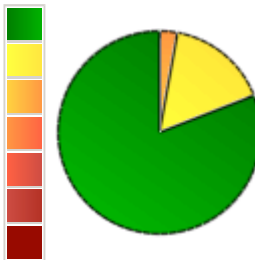
End time: 7:27:10 AM

Pulse Oximeter Report

Diagnosis:

Recording info	Hrs.	Min.	SpO2 summary	%	Pulse summary	bpm
Recording time	4	54.0	Highest SpO2	98	Highest Pulse rate	81
Undefined/Motion	0	2.4	Lowest SpO2	80	Lowest Pulse rate	49
Net time	4	51.6	Mean SpO2	94.88	Mean Pulse rate	61.31

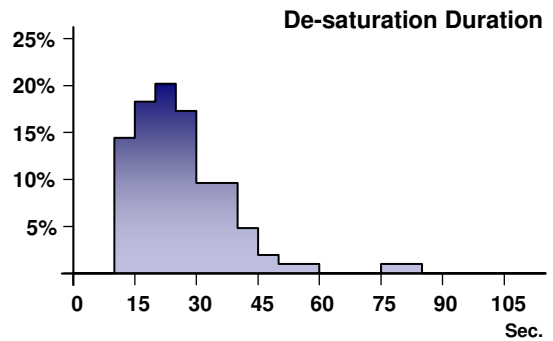
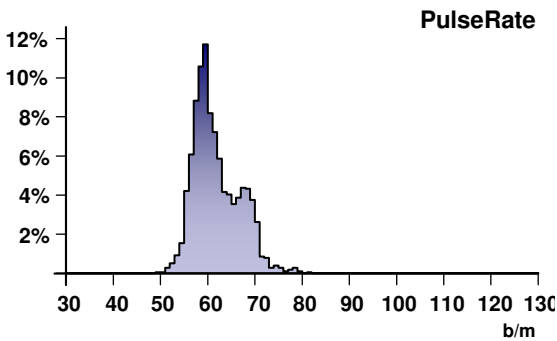
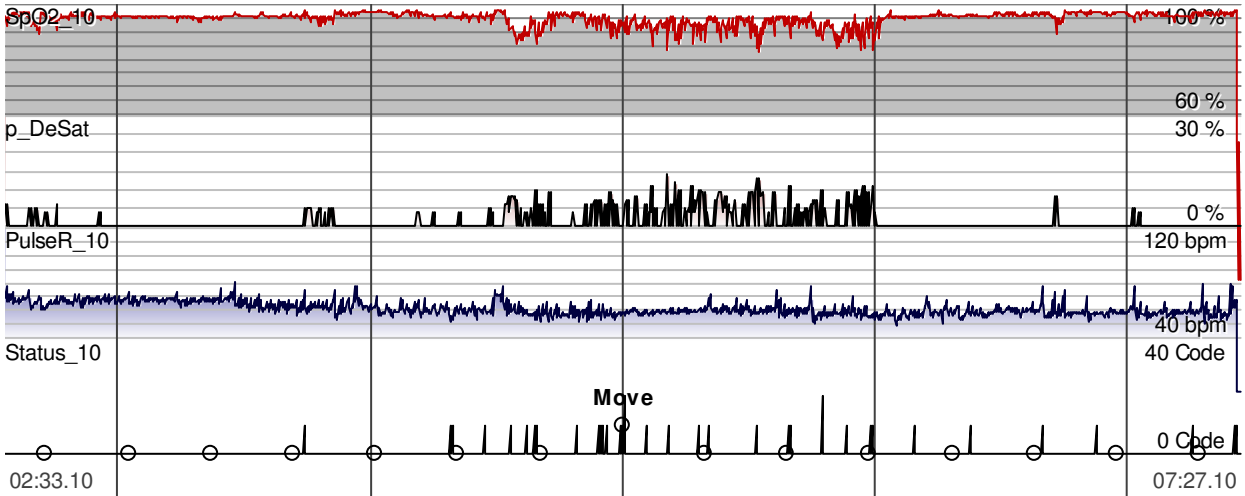
SpO2 distribution	Min.	% time	# DeSats
100 % - 94 %	235.2	80.7	0
93 % - 88 %	47.1	16.2	58
87 % - 80 %	8.3	2.8	45
79 % - 70 %	0.0	0.0	1
69 % - 60 %	0.0	0.0	0
59 % - 50 %	0.0	0.0	0
49 % - 40 %	0.0	0.0	0



DeSat summary	
Total number	104
O2 DeSaturation Index	21.2
Baseline SpO2 (%)	94.82

SpO2 <89 %	Min.	Time
Max continuous period	4.0	5:36:29 AM
Total time DeSat <89	9	
Total time SpO2 <89	16	

Motion summary	Min.	% time
Motion:	2.3	0.8



Recorded channels: SpO2, PulseR, Status